

Solitel[®] Vibrating Rod Level Switch

DESCRIPTION

Solitel[®] Vibrating Rod Level Switches provide reliable level detection of powders and bulk solids. This compact, integral switch is suitable for high or low level detection in hoppers or silos. It may also be used for plugged chute detection.

The single-piece probe and the unique self-clean cycle avoid problems of buildup. Sensitivity of the instrument can be adjusted to detect a variety of solid materials ranging from heavy granular materials to light powders with bulk densities less than one pound per cubic foot.

TECHNOLOGY

The Solitel rod vibrates at a frequency of 350 Hz. When in contact with the media, the vibration is dampened. The attenuation of the vibration is detected by the integral mount electronics which change the state of the relay. The unique self-clean feature is activated when the vibration is dampened. The self-clean circuitry increases the amplitude of the vibration to dislodge any buildup which may have occurred.

FEATURES

- Single rod design eliminates clogging
- High temperature version up to +320 °F (+160 °C)
- Self-clean cycle and polished probe minimize solids buildup
- Class I, Div. 2 and Class II, Div. 1 approval
- Adjustable sensitivity allows easy calibration for various bulk densities
- Extended rigid probes up to 100 inches (2540 mm)
- Extended flexible lengths to 65 feet (20 meters)



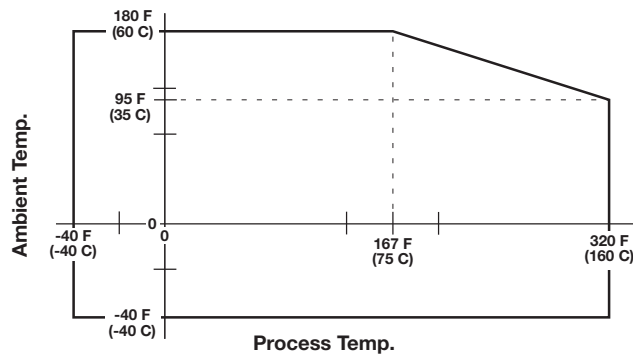
APPLICATIONS

Powders and bulk solids with maximum particle size of ½ inch (10 mm) including:

- Plastic powders and pellets
- Wood chips and sawdust
- Pulverized coal
- Fly ash
- Cement, lime
- Perlite
- Aerosil[®] (fume silica)

SPECIFICATIONS

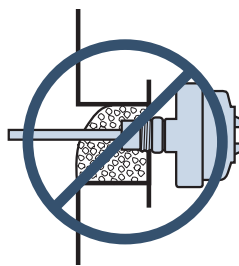
Input voltage	110 VAC +10/-15%
	220 VAC +10/-15%
	24 VDC (±10%)
Power consumption	Less than or equal to 3 VA
Operation frequency	350 Hz
Output relay	SPDT 8 amp @ 250 VAC (resistive)
	SPDT 1 amp @ 24 VDC (resistive)
Time delay	4 to 10 seconds (depending on sensitivity adjustment)
Process connection	1½" NPT
Housing	NEMA 4X, 9
Operating process temperature	Standard: -4 to +230 °F (-20 to +110 °C)
	Enhanced performance: -40 to +320 °F (-40 to +160 °C)
Ambient electronics temperature	-40 to +140 °F (-40 to +60 °C), refer to chart below
Relative humidity	98%
Maximum process pressure	360 PSIG
Materials	Vibrating rod/Rigid extension: 316 stainless steel
Insertion length	Standard VXH: 8.25 inches (209 mm)
	Extended rigid probe VXR: 10 to 100 inches (25 to 254 cm)
	Extended flexible probe VXX: 3 to 65 feet (1 to 20 meters)
Minimum Density	50 oz/ft ³ or 0.05 gm/cm ³



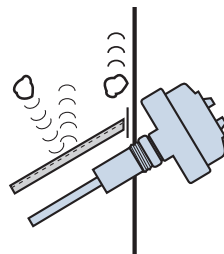
INSTALLATION

IMPORTANT: Handle the instrument with great care, especially the probe.
Any impact on the probe can damage the vibration system.

- Ensure that the slope angle of the material is considered when positioning the probe in the vessel.
- When using an extended version for low level alarm, mount the probe above the outlet of the vessel to avoid the probe being dragged along by the outflowing material.
- Side mounted units are best installed at an angle.
- Avoid mounting the sensor in a recess where buildup could dampen the vibration.

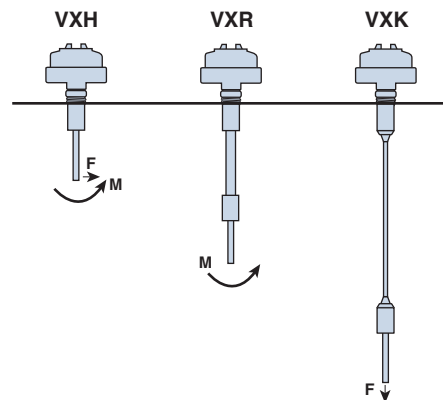


- A deflection plate is required when the probe is exposed to falling material or, in the case of a low level switch, when the drag force of the emptying material exceeds the specifications.



- Observe the specifications for bending force(F), torque(M) and pull force(F) as indicated below:

Standard:	F = 100 pounds (445 N)
	M = 63 foot pounds (85 Nm)
Extended Rigid:	M = 63 foot pounds (85 Nm)
Extended Flexible:	F = 10,000 pounds (45 kN)



MODEL NUMBER

STANDARD & EXTENDED RIGID

Models available for quick shipment, usually within one week after factory receipt of a complete purchase order, through the Expedite Ship Plan (ESP)

DESIGN TYPE

1	Standard, -4 to +230 °F (-20 to +110 °C), insertion length in inches
2	Enhanced performance, -40 to +320 °F (-40 to +160 °C), insertion length in inches

PROBE TYPE


H	Standard rigid probe, 8.25" insertion length
R	Extended rigid probe, see "Insertion length" below

INPUT VOLTAGE

0	110 VAC
2	24 VDC

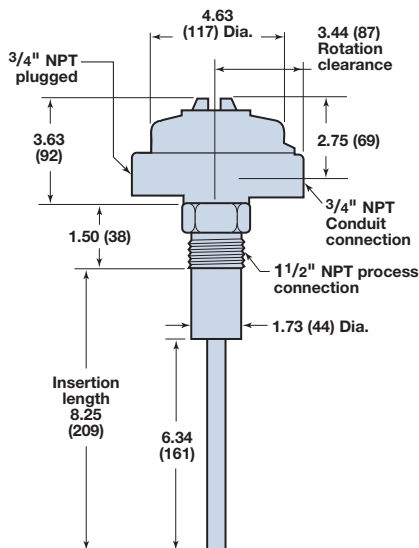
INSERTION LENGTH

Probe Type Code R Length in inches from 10 to 100 inches (example: 10 inches = Code 010)
Probe Type Code H Specify Code 000

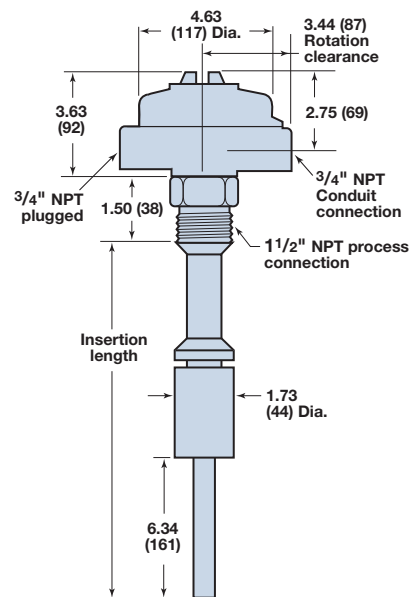


DIMENSIONAL SPECIFICATIONS

INCHES (m m)



Standard Rigid Probe



Extended Rigid Probe

AGENCY APPROVALS

AGENCY	MODEL APPROVED	APPROVAL CLASSES
CSA	VXX-D1BX-XXX	Class I, Div. 2; Groups A, B, C, & D Class II, Div. 1; Groups E, F, & G, TYPE 4X



These units have been tested to EN 50081-2 and EN 50082-2 and are in compliance with the EMC Directive 89/336/EEC.



These units have been evaluated to the applicable UL and CSA standards. CSA is accredited as a NRTL (National Recognized Testing Laboratory) in the United States.

QUALITY



The quality assurance system in place at Magnetrol guarantees the highest level of quality throughout the company. Magnetrol is committed to providing full customer satisfaction both in quality products and quality service.

The Magnetrol quality assurance system is registered to ISO 9001 affirming its commitment to known international quality standards providing the strongest assurance of product/service quality available.

WARRANTY



All Magnetrol electronic level and flow controls are warranted free of defects in materials or workmanship for eighteen months from the date of original factory shipment.

If returned within the warranty period; and, upon factory inspection of the control, the cause of the claim is determined to be covered under the warranty; then,

Magnetrol will repair or replace the control at no cost to the purchaser (or owner) other than transportation.

Magnetrol shall not be liable for misapplication, labor claims, direct or consequential damage or expense arising from the installation or use of equipment. There are no other warranties expressed or implied, except special written warranties covering some Magnetrol products.

For additional information, see Instruction Manual 56-601.



magnetrol.com

Copyright © 2022 AMETEK Magnetrol USA, LLC

Performance specifications are effective with date of issue and are subject to change without notice.

BULLETIN: 56-101.10

EFFECTIVE: July 2019

SUPERSEDES: October 2016