



MODBUS RTU

DESCRIPTION

- Weight transmitter in IP67 polycarbonate box with 2 M16x1.5 cable glands.
- Dimensions: 80x170x65 mm (four fixing holes Ø4 mm; centre distance: 60x120 mm).
- Backlit alphanumeric LCD display, two-line by 8-digit (5 mm height), visible area: 38x16 mm.
- 6 signalling LED.
- 4-key keyboard.

INPUTS/OUTPUTS AND COMMUNICATION

- RS485/RS232 serial ports for communication via protocols ModBus RTU, ASCII Laumas or continuous one way transmission.
- 4 relay outputs controlled by the setpoint values or via protocols.
- 2 PNP digital inputs: status reading via serial communication protocols.
- 1 load cell dedicated input.

MAIN FUNCTIONS

- Connections to:
 - PC/PLC via RS485/RS232 (up to 99 instruments with line repeaters, up to 32 without line repeaters);
 - up to 8 load cells in parallel by junction box;
 - W series weight indicator via RS485.
- Digital filter to reduce the effects of weight oscillation.
- Theoretical calibration (via keyboard) and real calibration (with sample weights and the possibility of weight linearization up to 5 points).
- Tare weight zero setting.
- Automatic zero setting at power-on.
- Gross weight zero tracking.
- Semi-automatic tare (net/gross weight) and preset tare.
- Semi-automatic zero.
- Displaying of the maximum weight value reached (peak).
- Hysteresis and setpoint value setting.
- Energy saving mode.
- All functions can be managed by a W series weight indicator connected via RS485 serial port (excluding instruments with graphic display).



CERTIFICATIONS



OIML R76:2006, class III, 3x10000 divisions, 0.6 μ V/VS1



UL Recognized component - Complies with the United States and Canada standards




Complies with the Eurasian Custom Union standards

CERTIFICATIONS ON REQUEST



Conformity assessment (initial verification) in combination with Laumas weighing module



TECHNICAL FEATURES

Power supply and consumption	12÷24 VDC ±10%; 2 W
Number of load cells • Load cells supply	up to 8 (350 Ω) - 4/6 wires • 5 VDC/120 mA
Linearity	<0.01% full scale
Thermal drift	<0.0005% full scale/°C
A/D Converter	24 bit (16000000 points) - 4.8 kHz
Divisions (with measurement range ±10 mV and sensitivity 2 mV/V)	±999999 • 0.01 μV/d
Measurement range	±39 mV
Usable load cells sensitivity	±7 mV/V
Conversions per second	300/s
Display range	±999999
Decimals • Display increments	0÷4 • x1 x2 x5 x10 x20 x50 x100
Digital filter • Readings per second	10 levels • 5÷300 Hz
Relay outputs	4 - max 115 VAC/150 mA
Optoisolated digital inputs	2 - 5÷24 VDC PNP
Serial ports	RS485, RS232
Baud rate	2400, 4800, 9600, 19200, 38400, 115200 (bit/s)
Humidity (condensate free)	85%
Storage temperature	-30 °C +80 °C
Working temperature	-20 °C +60 °C
 Relay outputs	4 - max 30 VAC, 60 VDC/150 mA
	Equipment to be powered by 12-24 VDC LPS or Class 2 power source

METROLOGICAL SPECIFICATIONS OF TYPE-APPROVED INSTRUMENTS

Applied standards	2014/31/UE - EN45501:2015 - OIML R76:2006
Operation modes	single interval, multi-interval, multiple range
Accuracy class	III or IIII
Maximum number of scale verification divisions	10000 (class III); 1000 (class IIII)
Minimum input signal for scale verification division	0.6 μV/VSI
Working temperature	-10 °C +40 °C

OPTIONS ON REQUEST

	DESCRIPTION	CODE
	Rechargeable external lead battery. <ul style="list-style-type: none"> 12 V - 2800 mAh capacity IP67 polycarbonate box 160x80x85 mm with transparent cover (4 fixing holes Ø4 mm; centre distance: 152x122 mm). Battery charger. 26 hours operating time*. 	BATEXT
	Rechargeable internal NiMH battery. <ul style="list-style-type: none"> 8 elements - 1.2 V - AA type - 2450 mAh capacity. Supplied already installed in the instrument, with external dedicated switch; overall box dimensions: 190x80x65 mm. 24 hours operating time*. 	OPZBATTWF

* Approx. maximum operating time for typical use with fully charged battery, with 4 load cells (350 ohm) and energy saving mode enabled.

The Company reserves the right to make changes to the technical data, drawings and images without notice.