





KAL2424CD

Part number: A102424CD

Switching power supply with integrated charger 24Vdc - 1A



APPLICATION FIELDS

-  RESIDENTIAL
-  COMMERCIAL
-  MEDICAL
-  PUBLIC SERVICE
-  PUBLIC ENTERTAINMENT

Installation	DIN rail
Technology	Switching
Phase	Single
Input voltage (V _{ac})	100 - 240 V _{ac}
Input current (A)	0.45 (115V _{ac}) / 0.50 (230V _{ac})
Inrush current (A)	35
Input frequency (Hz)	50 - 60

To provide the best possible service, we use cookies on this site. By continuing the navigation you consent to use them. [Read more.](#)

This site use cookies profiling to send you advertising based on your preferences, to know more or remove consent [click here.](#)

OK, CONTINUE X

Power Dissipation at 230Vac (W)	7,5
Efficiency (%)	>82
Power (W)	25
Output voltage	
Adjustable Output (Vdc)	12 - 14
Output current (A)	1
Derating	75mA / °C from 50°C to 60°C
IP rating	IP20
Cooling	Natural
Working temperature (°C)	-20 +60
Communication	-
Available contact	-
Signalling	Absent output voltage, Charger fault, DC OK
Protections	Overload, Short circuit, Thermal
Connection	Screw
Material	Plastic fire-retardant UL-94V-0
Standards	EN 61000-3-3, EN 61000-6-1, EN 61000-6-3, EN 62368-1
Classification Pelv / Selv	pelv / selv
Warranty	2 Year
Package quantity (pieces)	
Height (mm)	90
Width (mm)	70
Depth (mm)	66
Weight (Kg)	0,35

To provide the best possible service, we use cookies on this site. By continuing the navigation you consent to use them. [Read more.](#)

This site use cookies profiling to send you advertising based on your preferences, to know more or remove consent [click here.](#)

OK, CONTINUE ✕